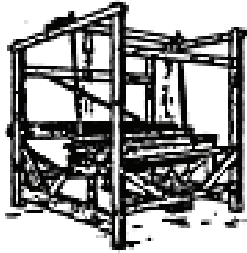


Fall 2005

September 2, 2005



ESTABLISHED 1951

WEAVERS GUILD OF SPRINGFIELD

FALL NEWSLETTER

Guild members win big at Craft Adventure

Weaving

- Best of Show Jo Ann Miner Towel - WEBS
- 1st Jo Ann Miner Towel (see above)
- Jo Ann Miner Summer and Winter Throw-HGA
- Loris Epps Summer and Winter Runner
- Eunice Smith Scarf
- Loris Epps Shawl
- Monica Summer and Winter Wall Hanging
- Eunice Smith Pillow -Harrisville Best use of color
- 2nd Jo Ann Miner Honeycomb Pillow
- Jane Devlin Summer and Winter greeting cards
- Betsy McKee Scarf
- Betsy McKee Towel
- Eunice Smith Vest
- 3rd Loris Epps Towel, Connecticut - Best use of color
- Jane Devlin Hand dyed Scarf

New Meeting Location The Landmark at Monastery Heights

Due to circumstances beyond our control, we now have a new meeting location. We are looking forward to meeting at the The Landmark at Monastery Heights, 110 Monastery Avenue, West Springfield, MA 01089.

Directions are included on the last page of this publication.

Parking: After making the right turn onto the grounds, take the first right, continue around and park just beyond the

garages. The entrance is just in front of the garages. There is an handicap ramp or you can use the steps. After entering the building, turn left and we are in the first door on the right hand side.

Inside this issue:

2004-2005 Program	2
Guild Officer	3
Upcoming Events	4-5
Jeanetta Jones Dedication	4
Library Additions	7
Doubleweave Study Group	7
Directions to The Landmark	8

Special points of interest:

- *Big winners at Craft Adventure*
- *New meeting location—Landmark at Monastery Heights*
- *New additions to the library*
- *Upcoming events*
- *Jeanetta Jones Dedication*

2005-2006 MEETING SCHEDULE

Meeting Times: 10:00 am—3:00 pm

SEPTEMBER 10, 2005

Morning: *Guild Library Work*, Members

Did you know that the Guild's library holds many hidden treasures? Our books cover basic to advanced techniques for weaving, spinning, macrame, fimo, and basket weaving, and many are autographed, out-of-print, or one-of-a-kind. Please come dressed to work on the Guild Library.

Afternoon: *Summer Wrap-up*

We will have thoroughly discussions of activities from the summer including Scottish Festival, Craft Adventure, and NEWS. This is a great opportunity to ask questions and offer suggestions for program improvement as well as catch up on members' activities. This is always lively and informative. Please do not forget to bring show and tell.

OCTOBER 8, 2005

Morning: *Introduction to Doubleweave*, Eunice Smith

This will cover thoroughly the topic of doubleweave, types of, how to weave, how to do pick-up, basic threadings and setts, and examples from many years of study and collecting. Please bring all your questions about doubleweave.

Afternoon: *Doubleweave Round Robin*

This all-day session will launch our [doubleweave study group](#). We will weave in a "round robin" fashion, so by the end of the day you should have woven 6 items. Please see the webpage for a preview of what you will be weaving.

NOVEMBER 5, 2005

Morning: *Lace Weaves*, Laurie Autio (more information to follow)

Afternoon: *Kumihimo*, Loris Epps

Kumihimo is the Japanese name for the art of cord-making via braiding (Braiding.org) and used for braiding ropes, belts, ribbons and decorative sashes. We will use simple looms/stands to learn the basic of braiding, how to move in harmony with one's braiding equipment and discover various types of braiding equipment. This is a hands-on lecture.

DECEMBER 3, 2005

All Day: *Surprise project and holiday party*

Our annual mid-program year break; this a great time to take a break for the hectic pace of holiday preparation and share laughter, good food, a simple project, and gift swap. The project! It is a surprise and will be lead by Nancy Evans.

JANUARY 7, 2006

Morning: *Color-and-Weave, Log Cabin and Shadow Weaves*, Debbie Palmer

This presentation will outline the definitions, similarities and differences between the weaves, and offer some design considerations for different projects.

Afternoon: *Questions and answers, Weaving tips*. Please submit any areas of concern, questions, and any topics needed information to Laura Freeman. The speaker for this session will be announced shortly.

FEBRUARY 4, 2006

Morning: *Twills*, Karen Wittshirk
We will examine making a twill sampler to discover how many different treadlings that can be produced this way. Color will be emphasized color variations. A twill sampler will be shared and members will be encouraged to create one of their own. We will briefly touch upon more than 4 shaft variations.

Afternoon: *Southern Counterpanes*, Ute Bargmann

Some time ago we were introduced to some highly sculpted white-on-white Southern counterpanes. Southern manuscripts that were found yielded some rather strange notations. When it came to trying to weave them, results were less than impressive. In using singles cottons and tweaking the techniques, some rather unusual outcomes were achieved. Slide lecture with handouts and lots of samples to touch and a loom to try out the floating warp technique.

MARCH 4, 2006

Morning: *Doubleweave Study Group Wrap-up*

Members will bring a completed item based upon knowledge gained during Doubleweave Study Group.

Afternoon: *3-Shaft Patterns*, L. Epps & Ute Bargmann

Less is more. Ute and Loris started on this path of study many years ago independently and then discovered that they were both studying the same technique. Together they have studied historical 3-shafts, developed a workshop, and served as a resource to others venturing into this field of study. The many wonderful effects that can be achieved with only 3-shafts will be discussed as well as the revived interest in this area of weaving. Many samples and drafts will be available for viewing.

2005-2006 MEETING SCHEDULE (cont'd)

APRIL 1, 2006

Morning: *Supplementary Warp*,
Ute Bargmann

Ideas on how to achieve woven borders on cloth or weaving a pattern with just one shuttle. There will be instructions on how to draft for this, handouts and at least two threaded looms for you to try the techniques.

Afternoon: *Yarns and Textures, Finishing and Hints*, Loris Epps

This lecture will offer many tips and hints about weaving, your loom, and equipment. Information will be provided about wool and cotton (linen was covered in the spring of 2005).

Laura Freeman has volunteered to collect any questions or problem areas of weaving prior to this meeting and Loris will answer during this meeting.

MAY 13, 2006

Annual End-of-Year Meeting and Potluck Luncheon. Time and place to be announced.



Guild Officers 2005-2006


DUES!

IF YOU HAVE NOT PAID DUES your name on the envelope is highlighted in yellow. Please send your dues to Jo Ann Miner. Dues are \$20.00 annually at the May meeting.

President	Jane Devlin
Vice President	Ute Bargmann
Secretary	Betsy McKee
Treasurer	Jo Ann Miner
Librarian	Eunice Smith
Assistant Librarians	Sylvia Deliso and Nancy Evans
Events Coordinator	Loris Epps
Program Chair	Ute Bargmann
NEWS Representatives	Sheri Keshishian Karen Wittshirk

Email address and postal mailing address

PLEASE REVIEW the email and address listings and give corrections to Loris.



Sale—September 18, 2005

Remembering Jeanetta Jones -
A sale of her weaving yarns, some reeds and shuttles and books will be held at 265 Western Avenue in Westfield, MA on Sunday, September 18 starting at 10:00 a.m.

It would probably not be very wise to line up too much before 10:00, since parking is not that easy. I assume that all of you have been at Jeanetta's one time or another. If not, Mapquest will give you instructions on how to get there.

See you on the 18th.
Ute Bargmann



The Weavers of Western Massachusetts and the Board of Trustees of Hill Institute in Florence, MA invites all to attend the dedication of the Weaving Room to the "**Jeanetta Jones Weaving Room**" on October 26, 2005 at 12:00 noon..

After the dedication, the Weavers of Western Mass will hold a program showcasing the work of many of the Hill Master Weavers, followed by a reception and refreshments.

Upcoming Events: Fiber Happenings

October 3-9, 2005
Spinning and Weaving Week
sponsored by **Handweaving Guild of America**

Celebrate **Spinning and Weaving Week!** Join hands with fellow weavers, spinners, dyers and basketweavers around the world, enjoy the pleasure and the opportunity to learn, as well as to

teach. Enjoy the thrill of seeing someone spinning or weaving for the first time. Teach them the pleasure of using their hands to create yarn from fiber, to create fabric from yarn, and to make dyes and baskets from the nature around them. Teach them the cultural heritage of all nations!

"The web of our life is of a mingled yarn, good and ill together." William Shakespeare

Upcoming Events: 20th Annual Wool Arts Tour

October 11-12, 2005
20th Annual Wool Arts Tour

(self guided tour of regional sheep farms and wool studios)
For map, send sase to Anne Hennessey, The Wool Room 218, Pleasant St. Antrim, NH 03440, www.woolfestival.com/bydate2.php



Enjoy the fall—but it is not to late to begin to plan your holiday projects.

Upcoming Events: NY Sheep & Wool Festival

October, 15-16, 2005

NY Sheep & Wool Festival aka
"Rhinebeck", Rhinebeck NY,

845-756-2323

Contact: [Bob Davis](#)

www.sheepandwool.com, email at
festivalinfor@sheepandwool.com



Featured Breed 2005 Tunis

Artwork by Jerilyn Weber,
[Click here for more information](#)

Complex Weavers



Complex Weavers

www.complex-weavers.org

- Promoting complex weaving through education, information, and technology related to complex weave structures.
- Inspiring through research, documentation, and innovative ideas.
- Encouraging members to discover and develop their own unique and creative ideas.
- Supporting the continuous exchange and sharing of ideas

- Asking **why it works** and finding **other ways to make it work.**

- Being committed to enthusiasm, excellence and expertise

Challenging and stimulating through an extensive library, numerous study groups, swatch exchanges and informative seminars

You see, when weaving a blanket, an Indian woman leaves a flaw in the weaving of that blanket to let the soul out.

Martha Graham

Scottish Festival 2006

July 16, 2006

Scottish Festival 2006

Scottish Festival 2006 is scheduled for July 16, 2006. Please mark your calendars. We are looking for ideas for warps - a wool item. If you have any ideas or are willing to plan and/or wind a warp, please contact Loris. We have the plaid cotton warp planned for next year's. Thanks to Reva Greenspan.



Convergence 2006

June 25, 2006–July 1, 2006

Convergence 2006, Grand Rapids, MI
HGA's international, biennial fiber conference: workshops, studio classes, keynote speakers and seminars.
Contact HGA, 1255 Buford Highway, Suite 211, Suwanee, GA 30024;
<<http://www.weavespindye.org>>

Craft Adventure (cont'd)

- Honorable Mention Sylvia Deliso Placemat
Betsy McKee Scarf
- Participant Sylvia Deliso Scarf
Jane Devlin Hot pad

Spinning

- Best of Show Debbie Palmer Shawl
- 1st Debbie Palmer Shawl (see above)
Karen Wittshirk Skein
- 2nd: Debbie Palmer Carriage Robe
Debbie Palmer Skein
Karen Wittshirk Skein
Rene Sousa Skein
- 3rd Rene Sousa Skein
- Honorable Mention Rene Sousa Skein
Karen Wittshirk Skein

Needlework: 3rd Norma Bowser Cross stitch sampler

Basketry: 1st Norma Bowser Apple basket

Attendees: Jane Devlin, Eunice Smith, Norma Bowser, Jo Ann Miner, Rene Sousa, Sylvia Deliso, Betsy McKee, Ute Bargmann, Nancy Morin, Sheri Keshishian, and Loris Epps.

Again, our Guild was well represented in the area of weaving, spinning, and basketry. One can say that is an understatement as all of the weaving entries were from our guild and all but 2 of the spinning entries. There were 2 entrants in the basketry area, and one was our Norma. Thanks to all who submitted and we would like to see more members enter next year. It is not too early to start weaving for next year. Remember up to three items can be submitted by an individual.

Highlights from this year's Craft Adventure:

- Norma Bowser and Rene Sousa were first time entrants; both won prizes.
- Several of the items were finished just prior to the last day of drop-off (Loris, Jane, and Rene); so that is almost never too late.
- We were prominently featured this year – we had a large space at the front of the building. This year we had 2 floor looms, 2 table looms, 1 inkle loom, Sheri threading a Dorothy and Rene spinning.
- We made cards on Friday for the residents at Landmark Monastery, to give to people at Craft Adventure, and for Betsy's class.

Several people came by and were very interested in the weaving that was done on the table loom. Actually, one woman was interested in purchasing a strip for clothing or re-creation costumes. This will be discussed at the September meeting.

We were busy this year-lots of questions about weaving, where to weave, where to buy supplies and equipment.


Library—New Additions

We have added many new items to our collections:

- Design Collections-Interweave Press
- Theo Moorman-*Weaving as an Art Form*
- Malin Selander-*Weave a Weave*
- Weavers Magazine (complete set)
- Weavers Journal vols. 1-8
- Forgotten Pennsylvania Textiles of the 18th and 19th Centuries

- Handwoven Index, 25 Years (1979-2004)
- Many of the Harriet Tidball monographs

- Weavers Guild of Springfield Summer and Winter Study Group
- Weavers-*Thick'n Thin, The Best of Weavers*
- *A few sample notebooks*



See the many new additions at the September meeting

Doubleweave Study Group

Doubleweave Study Group -
Group Leader, Jane Devlin

When you are researching doubleweave for your round robin project, or even if you are not participating in the round robin on October 8, please think about what type of doubleweave and what type of project you would like to

do for the Study Group. Past study groups have produced some lovely woven items, helped members explore weave structures they might not have tried before, and been a lot of fun! The Study Group is your chance to experiment and explore

doubleweave, and have a supportive group to help you find answers should you have questions along the way. Let Jane Devlin know by the Nov. 5 meeting if you would like to participate in the Doubleweave Study Group and what you think you will be weaving.

Anyone for a field trip?

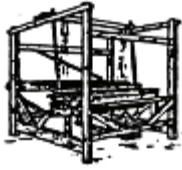
Anyone up for a field trip?

This is a link to an article from the April 11, 2005, issue of the New Yorker about the unicorn tapestries on display at the Cloisters museum in New York City: http://www.newyorker.com/printables/fact/050411fa_fact

The article is about what happened when the restoration team from the Metropolitan Museum of Art (which owns the Cloisters) removed the 500-year-old linen backing from the tapestries so it could be replaced - absolutely fascinating.

We will discuss this at the September meeting.





ESTABLISHED 1951

WEAVERS GUILD OF SPRINGFIELD

71B Avon Place
Springfield, MA 01105

Phone: 413-734-7005

Fax: 413-732-3812

Email: weaversspring@netscape.net

Webpage: www.weaversspring.com

We're on the Web!
example.microsoft.com

Directions to The Landmark Monastery Heights:

Points North: I-91 South to Exit 13B

(Route 5 South). Pass cinemas on the right, then bear right onto Monastery Avenue. Landmark at Monastery Heights is at the top of the hill on the right.

Points South: I-91 North to Exit 3

(Route 5 North). Go through a short tunnel to the next traffic light. McDonald's is on the left. At that light, take a left onto East Elm Street. It will immediately become Elm Street. Follow around the curve to the right and take a left onto Monastery Avenue. We are located at the top of the hill on the right.

Points West: Take Route 20 East to the fork at King's Highway. Take left fork at King's Highway. Take a left onto Elm Street. Take left onto Monastery Avenue. Landmark at Monastery Heights will be at the top of hill on the right.

Points East: From Mass Pike, take Exit 4. Go through tolls and take first exit immediately after tolls onto Route 5 South. Continue for 1-2 miles. After passing the cinemas, bear right onto Elm Street. Take right onto Monastery Avenue. We are located at the top of the hill on the right.

Back Page Story Headline



Caption describing picture or graphic.