

ESTABLISHED 1951

# Fall 2008 Newsletter

## *Little Known Facts About the Guild*

### Inside this issue:

2008-2009 Program	2-3
Officers	3
Guild News	4
Library Update	5
Monthly Hostess	5
Study Group-Towels	7
Upcoming Events	8

Our Guild has many treasures and many of our members are famous or demonstrated their skills quietly in ways not necessarily known to the current membership. Here are a few examples:

Did you know that Mr. George Rickards was a professional dyer, master dyer and worked at the Julliard Mills and Ellis Mills for decades. He created the dye color for the saddle blanket for Tony, Tom Mix's horse. He also created the purple dye used in the lining of the Chrysler car that was used in the Coronation of Queen Elizabeth.

Eunice Smith, Master Weaver, teacher, author, prize winning weaver and yes, an editor. Eunice was once the editor of the NEWS Newsletter. She also served as the Historian for many years.

Jeanetta Jones, Master Weaver, author, prize winning weaver, and teacher was the author of two books. Many of us have a copy of her *Embroidery Weave* book but she also wrote a booklet entitled *Finger Weaving and Square Knotting* that was self-published.

Back in 56-57, the Guild program included Handwoven Christmas cards, Card Weaving, Huck, Inkle Loom, and Warping, Bring your Problems. The 57-68 program included Highlights of Mexican Handcrafts, Bound Weaving, Approved Sizes for Handwoven Articles, Profiles of Weaving Authorities, Making a Draft From One's Own Name, Discussion of Sample Project, and Weaving with Native Materials, and Handweaving from Far Places

## What I Did on my Summer Vacation or Uzbekistan Again, Again - Pam Engberg

During the winter I developed a plan for returning to Bukhara and Khiva in Uzbekistan in order to work some more with the weavers and dyers I had met on the ITD-sponsored trips in 2006 and 2007. I first contacted the carpet workshop in Khiva to find out if there actually was anything useful that I could do for them, and then based on their requests put together an agenda. This included three objectives: to help them to reintroduce madder (ro'yan in Uzbek) to produce their own red dye; to investigate the possibility of doing credit card processing; and to help them learn to weave "adras" - a cotton/silk fabric - to use as a new foundation for their embroideries.

Two things made the trip possible: a loan from Bank of America, using my IRA as collateral (I will be 59 1/2 in October - the magic date for accessing 401K funds!), and the companionship of Kahramon Gafurov, an Uzbek friend who was at Smith on a Fullbright during 2007-8. I flew to Uzbekistan with Kahramon in mid-June, and he was translator and babysitter for me during most of my time there.

At the suggestion of an acquaintance we queried faculty members in Tashkent and Bukhara, hoping to find ethnologists with rural contacts who might help us track down native madder still growing in Uzbekistan. Instead we found a botanist who actually had a quantity of good-quality madder growing in his own garden. We brought Professor Jalol and his roots to Khiva and (I hope) helped establish a relationship with Madrim, the master dyer. The actual planting season in that area is late February, so they will need to reconnect and plant more extensively at that time. The other two objectives were also addressed successfully.

Because I was "on the ground" for a month and living much more closely with the Uzbeks, I have some new textiles to show, learned how to warp the carpet loom, how to do warp-substitution weaving, and am still working on sumak. I learned a great deal both about weaving and about their lives, which I will perhaps be able to share during the Guild year to come.

## 2007-2008 GUILD PROGRAM

- September 6, 2008      Morning: *Summer wrap-up Towel Study Group*  
 We will have a thorough discussion of our summer activities, including the Cummington Sheep & Woolcraft Fair, Scottish Festival, and the Fiber Nook. This is a great opportunity to ask questions and offer suggestions for program improvement, as well as catch up on members' activities. This session is always lively and informative.
- Towel Exchange Study Group - Discussion and Planning*  
 We will examine sample towels and discuss various weave structures and materials. We will also set the rules for the study group project and the resulting towel exchange, which will take place at our April meeting
- Afternoon: Buthanese Weaving-Ute Bargmann  
 We will watch a short video of Leki Wangmo, a weaver from Bumthang, Bhutan, as she winds a warp and weaves on the Bhutanese backstrap loom.
- October 11, 2008      All Day-Swedish Warping & Weaving Techniques, Becky Vav Stuga, Shelburne, MA  
 The group will meet at Becky's Vavstuga in Shelburne Falls, MA, for lunch and demonstrations of Swedish warping and weaving techniques, including the warping trapeze.
- Participants must pay a fee for lunch.
- November 1, 2008      Morning – *Name Drafts*-Ute Bargmann  
 An introduction to creating weaving drafts based on names, sayings or poems that can produce some very meaningful gifts, and how it can be interpreted in different weave structures
- Afternoon: *Beaded Fringe*-Janney Simpson  
 Enhance your handwovens with a variety of finishing and embellishment techniques using beads. This will be a hands-on workshop to learn how to easily add beads to fringes, design a beaded fringe for a finished hemmed edge, and use beads in other unique ways to personalize your work. You are welcome to bring a finished piece or a sample of your own handwoven fabric to create your own special touch with a beaded fringe or bead embellishment.
- Materials fee: Handout, needles, beads, and fabric for beading \$3-5  
 You need to sign up for this workshop by early October (email Ute).
- December 6, 2008      *Holiday Party and Surprise Project*  
 Take a break from the hectic pace of holiday preparations and share laughter, good food, a simple project, and gift exchange.
- January 10, 2009      Morning: *Spinning*-Lynette Douville  
 Lynette will demonstrate regular twist and overtwist, and explain the difference between worsted and woolen yarn. Participants will be able to try spinning sample yarns with different numbers of twists using spinning wheels and Twisty Sticks.

## *2007-2008 GUILD PROGRAM (cont'd)*

- Afternoon: *Collapse Weaver*-Ute Bargmann  
 Ute will present slides showing different types of collapse weave, and provide suggestions for how to achieve the effects shown.
- February 7, 2009 Morning: *Crackle Weave*-Loris Epps  
 Crackle weave is a variation of point twill. Loris will explain what makes crackle unique, and give members the opportunity to look through several notebooks of samples.
- Afternoon: *Making a Pillow*-Jo Ann Miner  
 This lecture will include everything you ever wanted to know about the construction of a pillow. There will be pillows available to show different techniques and styles. Jo Ann will demonstrate techniques for sewing a pillow, patterns of pillow types, how to construct and apply welting, how to install zippers, how to use Velcro for a method of closing, forms (when to use and how to make), types of filling, recycling old pillows, and which type of hand woven fabric works best.
- March 7, 2009 Morning: *Tied Weaves*-Laurie Autio  
 Tied weaves, from the familiar Summer and Winter and laces to Bergman, Beiderwand, and beyond, are an interrelated group of block and unit weaves sharing a number of characteristics. Each interlacement contains two types of threads: one or more tie-downs which always weave the background structure(s) and pattern threads which may weave pattern or background. While we normally think of tied weaves as woven with two shuttles, they may be woven with one or many for a variety of interesting effect. This introductory class will focus on some of the many possible tied interlacements, how they relate, and what can be done with them on 4 to 8 shafts.
- Afternoon: *Towel Exchange Wrap-up*-Ute Bargmann  
 For the conclusion of this year's study group project, participants will bring their towels to exchange.
- April 4, 2008 All Day - *Round Robin*-All Members  
 Members will receive threading instructions in January. In April, everyone will be able to try weaving different weave structures on the pre-threaded looms.
- May 9, 2008 *Annual Meeting* (place to be announced)

### **Officers 2008-2009**

President	Jane Devlin
Program Chair	Ute Bargmann
Events Coordinator	Loris Epps
Secretary	Betsy McKee
Treasurer	Jo Ann Miner
Librarian	Eunice Smith
Library Assistants	Nancy Evans Sylvia Deliso
NEWS Representatives	Karen Wittshirk Pam Engberg

### *Program Ideas for 2009-2010*

- Felting
- Warping wheel
- Rug weaving
- Warp Faced Weaves
- Diaper and Dimity
- Tapestry



## Guild News

*Susan Wright and Zirel Handler* finished the 4-year Program at Hill Institute in May and now have two years to complete the other requirements to receive a Master Weavers Certification. Let's wish them luck.

*Loris Epps* taught a class on PCW for a small group at Western New England College. This consisted of 2 sessions and covered PCW, Office, Internet weaving resources, and shortcuts.

*Ute Bargmann, Susan Wright, and Loris Epps* attended the Handweaving Museum and Arts Center, Clayton, NY for the Early Weaving and Manuscript Conference. *Loris and Ute* taught a one-day workshop prior to the conference on how to analyze fabric without destroying the original fabric.

*Loris and Ute* also presented a lecture about Jeanetta Jones and her contribution to the world of weaving. The Hill Master Weaver Program was also covered.

*Pam Engberg* traveled to Uzbekistan again. (see front page).

*Laurie Autio* is now the Dean of the Boston Weavers Guild. She also taught at Convergence and Complex Weavers.

*Laura Freeman* traveled to Scotland and Wales this summer. She was planning to visit many textile related sites. Let us hope that she will have many photographs and some 'Laura' tales.

## Holiday Gift Exchange

We will again have our Annual Holiday Gift Exchange at the December meeting. Members are asked to bring an handmade item (it does not have to be handmade by you), wrapped and without the member's name attached. The minimum value of the gift should be \$10.

It is not too early to find that special gift!



## Spinning and Weaving Week October 4-10, 2008



...Honoring craftspeople, past and present... This is a time for guilds and individuals to honor teachers who have introduced new generations to spinning, weaving, dyeing and basketweaving. Exhibit the work of those you are honoring; recognize their contributions to the crafts. If you are in a guild that does not have a collection of biographies of members, start one so future generations will come to know their legacy; if you have no guild, pass on to those around you your craft history. Teach our children that these are noble skills.

## ITEMS OWNED by the GUILD

- Incredible rope machine: Nancy Evans
- 4-shaft Harrisville Loom: Betsy McKee
- 4-shaft Harrisville Loom: Ute Bargmann
- 8-shaft home made loom with 4 shafts operated with levers: Sheri Keshishian
- Carder: Loris Epps
- 4-shaft metal 8" Structo Loom: Betsy McKee
- 4-shaft 14" wooden Structo: Lynette Douville
- 4-shaft 18" wooden Structo: Ute Bargmann
- Rug warp-various colors, approximately 40 pounds: Jo Ann Miner
- 2-shaft wooden table loom: Jane Devlin
- Reeds, banner, Guild box: Jane Devlin
- Fringe Twister: Nancy Evans

## Library Update



Sylvia and Nancy M. completed an inventory of the Guild library cabinet this summer and have many recommendations for members to consider at the September meeting. One of their biggest discoveries was that we have many “treasures” in our collection.

Sample notebooks are being stored at Jane’s storage bin. The Guild Library is an ongoing project.

A list of the sample notebooks can be found on our website. If you need a paper copy please let Loris know.

The following items have been added to the Guild Library:

- Learning to Weave - Debbie Chandler book and DVD
- Mastering Weave Structures - Sharon Alderman (2nd copy)

Several books on finger weaving.:

- Finger Weaving: Instruction for 11 projects, 1977 by Jean Hudson
- Finger Weaving and Square Knotting by Jeanetta Jones
- Arizona Highways, 1964, Navajo Weaving

## SCOTTISH FESTIVAL



**July 18, 2009**  
 9:00 am-5:00 pm  
 Look Park,  
 Northampton, MA

The Guild again supported the Glasgow Lands Scottish with over 11 members helping with weaving and spinning demonstrations, and helping youngsters on 7 table looms. We had over 100 people trying their hand at weaving on the Structos. We also had 1 floor loom and 3 spinners. Photos will be available at the September meeting. The towel for this year was designed by Jo Ann Miner.

Loris wove yardage for cards paperback book jackets, and bookmarks that were donated for sale at this year’s festival.

## GUILD MEETING HOSTESS

- |            |                         |
|------------|-------------------------|
| September: | Barbara Gordon          |
| October:   | Becky Vav Stuga         |
| November:  | Leslie Crane            |
| December:  | Holiday potluck         |
| January:   | Ruth Buchman            |
| February:  | Nancy Evans             |
| March:     | Ute Bargmann            |
| April:     | Jane Devlin             |
| May:       | Annual Meeting-Pot Luck |



## Yarn Sale-Members

Guild members can bring items for sale at the December meeting. All items will be on display for viewing until noon time and then the *buying* can begin until 12:30.

All items should be clearly marked with a price and ownership.

Members can also donate items to the Guild for sale with the profit going into the book fund.



## *Creative Arts-The Big E* (formerly *Craft Adventure*)

The following members entered items in Craft Adventure this year: *Jo Ann Miner, Ute Bargmann, Betsy McKee, Eunice Smith, Loris Epps, Barbara Gordon, Sylvia Deliso, Monica Andreas and Weavers Guild of Springfield.*

Please consider entering items in 2009. The categories are about the same from year to year. Why not plan your next

weaving project and include an extra item to enter. The current entry fee is \$5 per item; the form has to be sent in by the first of August; with late submission until the end of the month but with a small fee attached. The item should be delivered on the Friday or Saturday prior to the Big E. Forms are available online at

[www.thebig.com/creativearts](http://www.thebig.com/creativearts)

The Weavers Guild of Springfield wants to keep weaving and spinning as active categories.

Remember we offer a prize for *First Time Entrant* or *Junior Weaver*.



## *FiberHearts Award* *Guild Outreach Award*


Taken from latest issue of *Handwoen*: "Weavers Guild of Springfield hosts many public demonstrations each year. The cloth that is woven at the demonstrations is turned into cards. All those who give weaving a try are given a card to take with them. To help build the guild's library, Gilmore Looms provided them with a book and DVD of *Learning to Weave*". Also we won a copy of *Mastering Weave Structures* by Sharon Alderman.

"Guilds comprise an organizational network that is beautifully positioned to reach out to new weavers and help sustain the craft. To encourage these important activities, Handwoen will award two \$500 awards, one to a large guild (75 or more members) and one small guild (less than 75 members) that demonstrate

outstanding outreach and support programs that create new weavers.

This is the third year Handwoen is pleased to welcome its industry partners, who have joined the program to broaden the reach of the FiberHearts award". *from webpage of Interweave Press*

## *DUES!!!*



IF YOU HAVE NOT PAID DUES your name on the envelope is highlighted in yellow. Please send your dues to Jo Ann Miner.

Dues are \$20.00 annually, due at the May meeting.

## *HAPPENINGS*

Vermont Sheep and Wool Festival, September 6 and 7, 2008, [www.vermontsheep.org/festival.html](http://www.vermontsheep.org/festival.html)

24th Annual Monadnock Wool Arts Tour, October 10-12, 2008

NY Sheep and Wool Festival, October 18 and 19, 2008, [www.sheepandwool.com](http://www.sheepandwool.com)

Franklin County Fiber Twist, October 25, 2008, [www.fibertwist.com](http://www.fibertwist.com)

## Interesting Web Sites

[www.inkleweaving.com/inklepics.html](http://www.inkleweaving.com/inklepics.html)

The purpose of this site is to offer the inkle weavers around the world a resource portal for information about inkle weaving.

<http://wordpress.com>

Open source WordPress has been incredibly successful and risen from a handful of users to the most-used blog tool in its category.

[www.ringsurf.com/ring/WeaveRing](http://www.ringsurf.com/ring/WeaveRing)

Join a ring a community of websites of similar interests and concerns as you! A ring devoted to weavers and weaving, any level, any area of interest. Members must maintain and regularly update a blog which includes weaving content

[www.interweave.com/weave/weaving\\_resources.asp](http://www.interweave.com/weave/weaving_resources.asp)

The resources on this page are designed to enhance and enrich the information that appears in Handwoven magazine and address some of the special interest groups among us

## Excerpts From Past Minutes

Oct. 17, 1956 minutes

Nineteen members found their way to the West Springfield home of the new President, Harriet Franklin. Her cordial welcome, plus the friendly atmosphere at 154 Ely Ave. made our fall round-up a very pleasant experience....The treasurer, Vera Walrath, announced a balance of \$24.23....It was voted that the Guild pay the \$5 fee required of all participating guild (NEWS)...The meeting was then turned over to the program chairman who introduced her talk on Christmas cards by sketching the history of holiday greetings...at the close of the meeting a "glass for the road" was served informally.

...weaverly weather in various minutes-

March 20, 1957 - In spite of typical "weavers' weather", 15 members and two guests braved the snow and sleet...

May 1, 1957 Annual Meeting - Smiling skies and balmy weather made a perfect combination..

And the 6th annual report was done in rhyme, by Sally Bulkley, Secretary, ending with  
Now as we roll upon the beam  
The session which has gone,  
Let's just release a length of warp,  
And all keep shuttling on!


## Study Group—Towel Exchange

The Study Group topic for this program year is towels. Members are expected to weave a sample for exchanges in March 2009. This is a great opportunity to jump into the addictive world of weaving towels (if you are not so in love with this process).

Weaving towels is a great chance to try a new weave structure; have variation with one warp by trying different treadlings, using different colors, etc.; make great gifts for hostess, holidays, and special events; and with this exchange have the opportunity to receive different and unique towels without have to design, thread, and weave them yourself.

We are expecting everyone to give it a try.

If you are feeling generous, please feel free to donate a towel to the Guild for sale and the funds will be applied toward the book fund. (Loris donated two; they were sold at the Scottish Festival this year).



## Weavers Guild of Springfield

P. O. Box 2605

Springfield, MA 01101-2605

Phone: 413-734-7005

E-mail: [weaversspring@netscape.net](mailto:weaversspring@netscape.net)

Web page: [www.weaversspring.com](http://www.weaversspring.com)

### UPCOMING EVENTS

Suffield Commons, September 7 and 8, 2008—Betsy

Hatfield Historic, October 4, 2008, 10:00 am-4:00 pm—  
Ute, Susan, Carole, and Karen.

Conway Festival of the Hills, October 5, 10am-4 pm—  
Ute


225th Town Birthday Celebration-Longmeadow, MA  
October 19, 2008, 1:00 pm-4:00 pm—Betsy, Loris, Jane

## GUILD HISTORY

In the spring of 1951, two friends, Carolyn Stannis and Madeleine Aldrich, interested in handweaving wanted to meet others with the same interest, and perhaps start a weavers' guild. Several meetings were held at the YWCA. Summer came and it was decided if people were still interested they could get in touch with either person after Labor Day. Nothing happened until about November, when three stated a desire to proceed. All were notified and a meeting was held on the evening of November 30, 1951, at the home of Miss Madeleine Aldrich. Ten attended and voted to organize the Weavers Guild of Springfield and elected officers.

We continue to grow, demonstrate weaving and spinning, and foster the art of weaving.

WEAVERS GUILD OF SPRINGFIELD



ESTABLISHED 1951

## American Textile History Museum

The American Textile History Museum received a grant from the Massachusetts Cultural Council's Faculty Fund. The Director of Advancement received a \$37,500 check for marketing initiatives associated with the renovation and the grand opening of the museum's exhibition, *Textile Revolution: An Exploration Through Space and Time*.

The grant brings ATHM with \$50,000 of completing its \$3.9 million goal for the campaign for the *American Textile History Museum*. Donations of unrestricted operating funds to supporting marketing, educational programs and collections care still needed to complete the campaign. Donations information can be found at their website at [www.athm.org](http://www.athm.org)

## The FIBER NOOK at the Big E

The Fiber Nook, located at the Mallory Building during the Big E, was begun by George & Alice Eldridge back in the 70s. They had a barn loom there and several people spinning and weaving every day through the run of the Big E. At the start, the Wool Nook, as it was called at the time, was located in a barn building adjacent to the Mallory complex and George built a stage for the loom in that building. The Eldridges would stay in a trailer at the Big E for the duration. The Eldridges were there until the 90s when Eunice Smith, who had been weaving there with them, continued the weaving tradition until about 5 years ago when Pam Engberg took up the tradition. For about the last 10 years the weaving has been only on the weekends. This year, with the help and encouragement of Pam, Cheryl Marchand, Fiber Nook Superintendent, is trying to get the Fiber Nook staffed for the entire Big E run. Harrisville Designs is providing the looms and the fiber, supporting the "Make it With Wool" theme of the New England Sheep and Wool Growers.

There is still time to sign-up to help. Contact Pam or Cheryl.